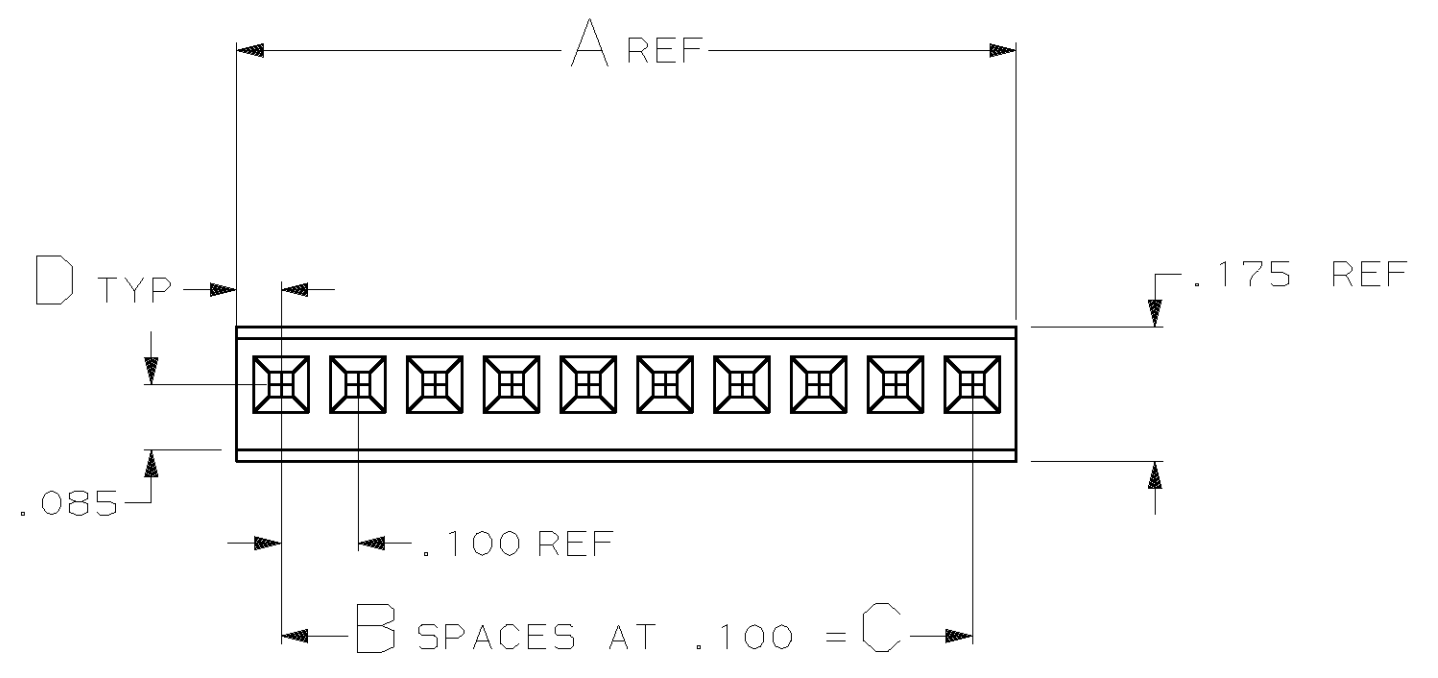
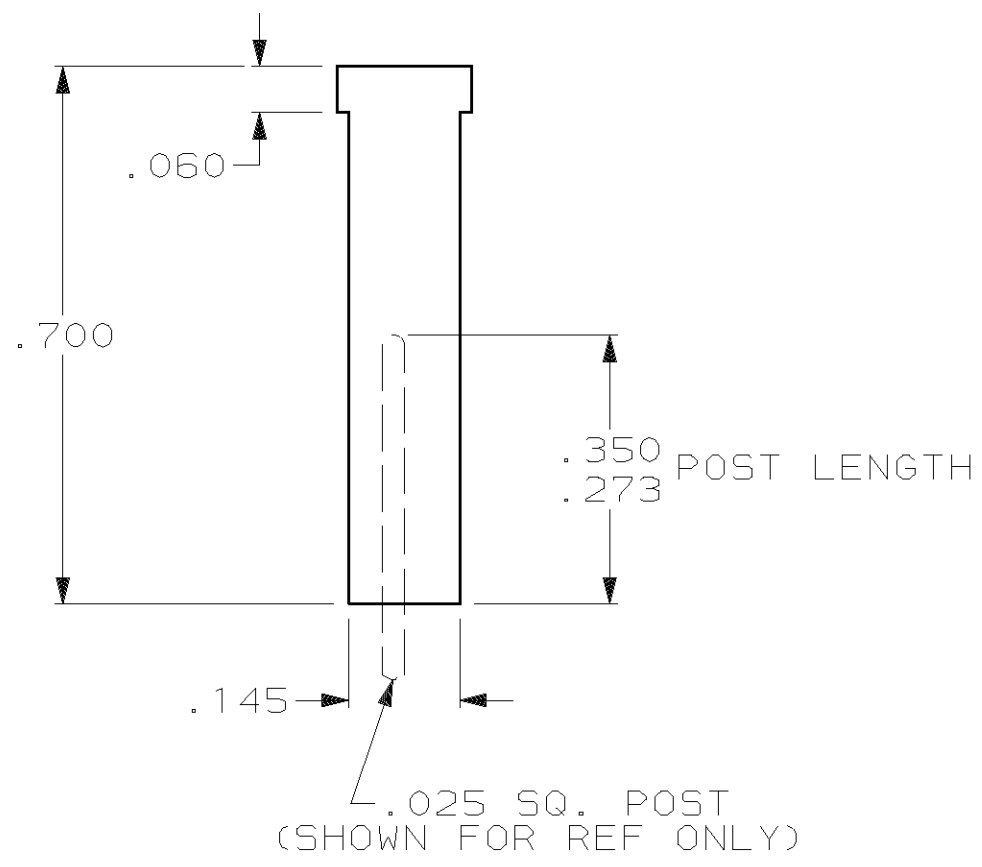
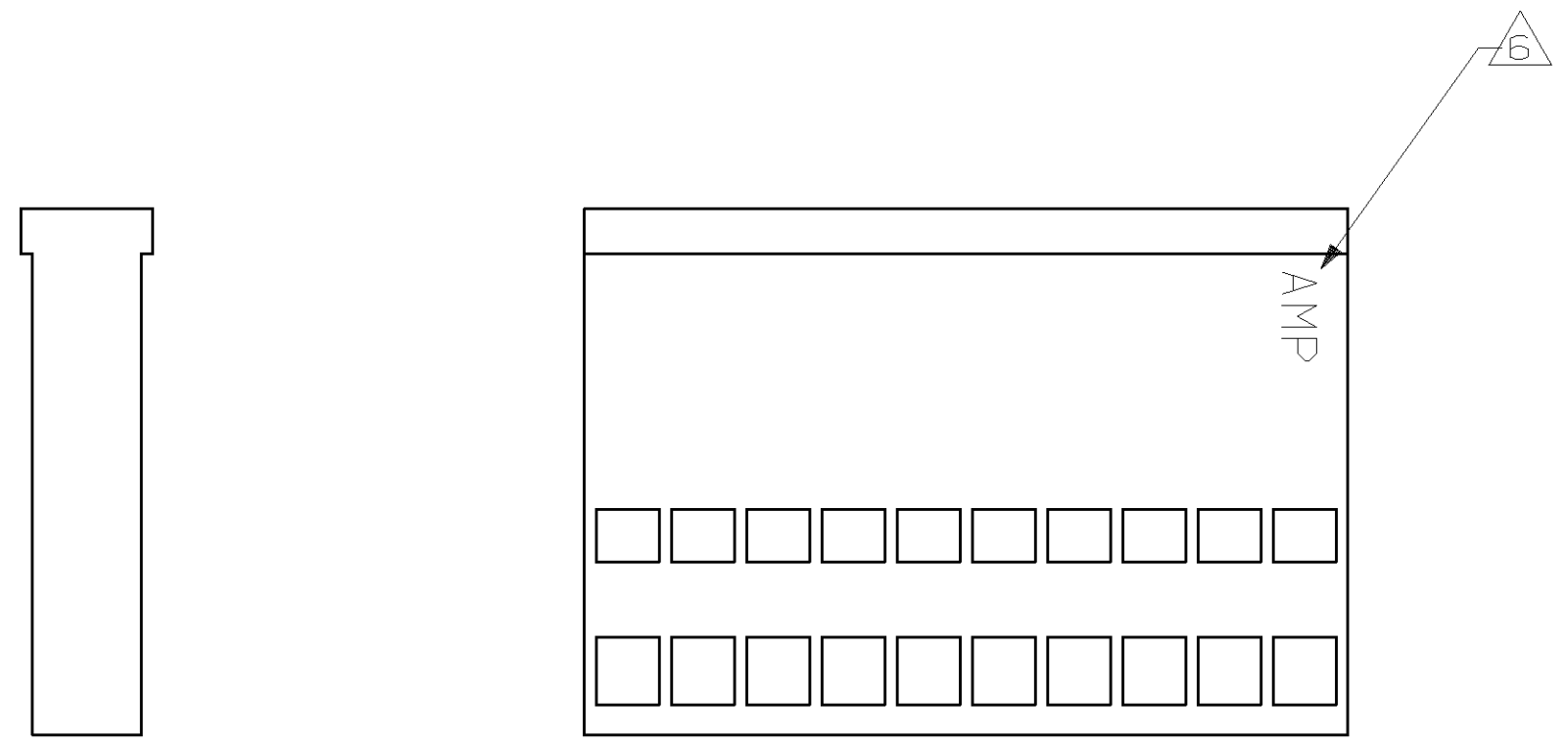
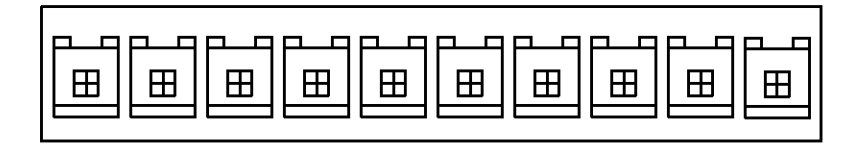


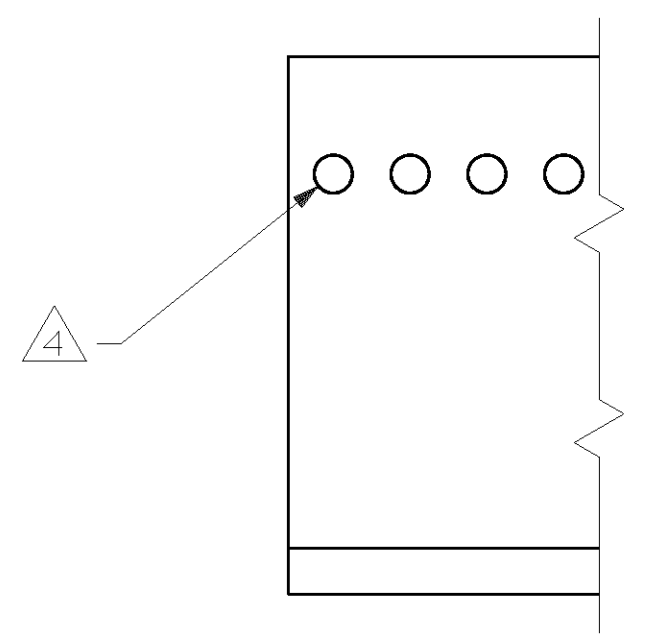
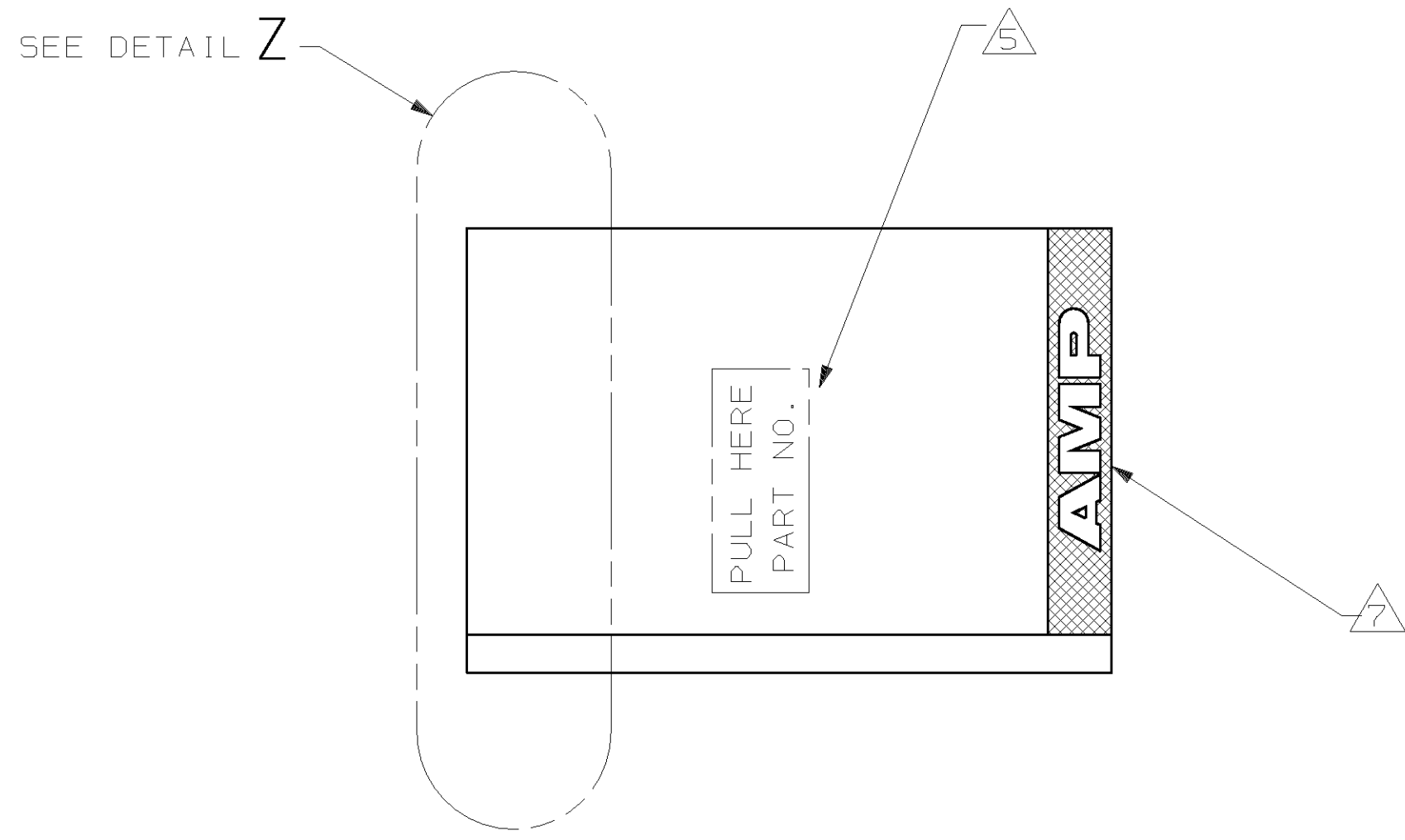
LOC	DIST	P	F	ZONE	LTR	REVISIONS		DATE	APPO
AD	39					U2	REVISED PER ECO-11-005140	30MAR11	HMR

PRODUCT INSTRUCTION

PULL ON HOUSING TO REMOVE FROM POSTS.
 DO NOT CONFINE THE CONDUCTORS OR PULL ON THE
 CONDUCTORS DURING REMOVAL ACTION.



- HOUSING ACCEPTS LOCKING CLIP CONTACT PART NOS 87124, 87165, 87190, 87191, & MATES WITH .025 SQ. POSTS.
- HOUSING: GLASS FILLED NYLON.
- HOUSING: GLASS FILLED POLYESTER.
- CORE PIN SUPPORT HOLES ARE OPTIONAL, AND MAY BE ROUND OR SQUARE OR MAY NOT BE PRESENT AT ALL.
- MARKED (WHITE) AS SHOWN, THIS SIDE ONLY, WITH .06 HIGH CHARACTERS APPROX. IN CENTER OF HOUSING. "PULL HERE" AND PART NO. TO APPEAR ON HOUSINGS 6 POSITION AND LARGER.
- RAISED AMP LOGO MOLDED IN HOUSING.
- TEXTURED AMP LOGO MOLDED IN HOUSING. LOGO MAY APPEAR ON EITHER END OF HOUSING.
- OBsolete PARTS: OBSOLETE CIS STREAMLINING PER D.RENAUD/D.SINISI



DETAIL Z

NOTES	MAT'L	COLOR	D	C	B	A	POS	PART NUMBER (AS MOLDED)	PART NUMBER (STAMPED)
OBsolete		BROWN	.058	.300	3	.416	4	3-87175-3	
SUPERSEDED BY 87175-2		YELLOW	.054	0	0	.108	1	3-87175-4	
SUPERSEDED BY 87175-2		ORANGE	.054	0	0	.108	1	3-87175-3	
SUPERSEDED BY 87175-2		RED	.054	0	0	.108	1	3-87175-2	
		BROWN	.054	0	0	.108	1	-	
OBsolete		BLACK	.058	1.300	13	1.416	14	3-87175-0	3-87175-9
		BLACK	.058	1.200	12	1.316	13	2-87175-8	2-87175-7
		BLACK	.058	1.100	11	1.216	12	2-87175-6	2-87175-5
		BLACK	.058	1.000	10	1.116	11	2-87175-4	2-87175-3
		BLACK	.058	.900	9	1.016	10	2-87175-2	2-87175-1
		BLACK	.058	.800	8	.916	9	2-87175-0	1-87175-9
		BLACK	.058	.700	7	.816	8	1-87175-8	1-87175-7
		BLACK	.058	.600	6	.716	7	1-87175-6	1-87175-5
		BLACK	.058	.500	5	.616	6	1-87175-4	1-87175-3
		BLACK	.058	.400	4	.516	5	1-87175-2	
		BLACK	.058	.300	3	.416	4	1-87175-0	
		BLACK	.058	.200	2	.316	3	87175-8	
		BLACK	.058	.100	1	.216	2	87175-6	
		BLACK	.058	1.400	14	1.516	15	87175-4	87175-3
		BLACK	.054	0	0	.108	1	87175-2	

DO NOT SCALE PRINT. UNLESS SPECIFIED DIMENSIONS IN INCHES TOLERANCES ON: 2 PLC DEC ± .005 3 PLC DEC ± .005 ANGLES ± 0°30'		DR 11-16-89 D KEITZER		PART NO	
SEE TABLE		CHK 11-29-89 S. BEAM		NAME	
FINISH		APPD 11-29-89 S. BEAM		TE Connectivity	
APPLICATION SPEC 114-25006		APPD 11-29-89 R. ELICKER		HOUSING-LOCKING CLIP .025 SQ. POST, .100 CENTERS (CLOSE END) SINGLE ROW	
WEIGHT		PRODUCT SPEC 108-36028		DRAWING NO 87175	
SCALE 4:1		SIZE D FSCM NO 00779		SHEET 1 OF 1	